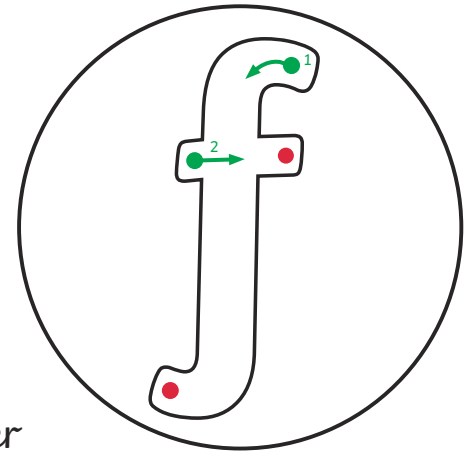










The Letter 'f'

Curl the top, go straight down and swing to the left. Go back up and cross the belly of your **f**!



Find the letter **f** in the words below and draw a circle around them. Using your finger, draw the letter **f** in the air.

 <p>fork</p>	 <p>flag</p>	 <p>fan</p>	 <p>fight</p>
 <p>golf</p>	 <p>half</p>	 <p>huff</p>	 <p>safe</p>

Now carefully write out six lines of the letter 'f'.

Handwriting practice lines for the cursive letter 'f'. Each line contains 12 cursive 'f's for tracing. The first two lines have dashed lines for the top and bottom of the letter. The last two lines have solid lines for the top and bottom. The middle two lines have dashed lines for the top and bottom, with a solid line for the middle crossbar.