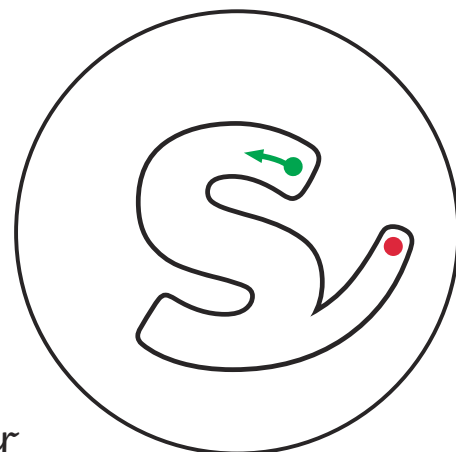










The Letter 's'

To make an **s**, curl left and right. Now left again, then flick out with delight!



Find the letter **s** in the words below and draw a circle around them. Using your finger, draw the letter **s** in the air.

 sun	 snail	 school	 scarf
 dash	 vase	 gloves	 mess

Now carefully write out six lines of the letter 's'.

Handwriting practice lines for the letter 's'. Each line consists of a solid top line, a dashed middle line, and a solid bottom line. The first four lines contain small cursive 's' characters for tracing. The fifth and sixth lines contain a single large cursive 'S' character for tracing.