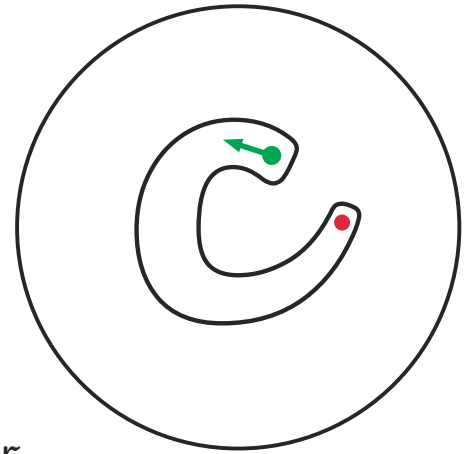










The Letter 'c'

Start drawing a circle and curl slowly.

Stop before you finish and it makes a c.



Find the letter **c** in the words below and draw a circle around them. Using your finger, draw the letter **c** in the air.

 cheese	 race	 cat	 watch
 cup	 cake	 crash	 clown

Now carefully write out six lines of the letter 'c'.

Handwriting practice lines for the letter 'c'. Each line consists of a solid top line, a dashed middle line, and a solid bottom line. The first three lines contain 15 cursive 'c's each, with the first one being larger and serving as a model. The fourth and fifth lines contain 15 smaller cursive 'c's each. The sixth and seventh lines each contain a single cursive 'c' at the beginning, followed by blank space for independent practice.