



## Date Headlines 2022-2023

### **2023 Provisional National Estimates**

From assessments entered into Insight so far, we're able to offer some provisional national estimates for 2022/23 based on decent sample sizes.

The Early Years Good Level of Development (EY GLD), Phonics Screening Check Y1 and Key Stage 1 data is all based on approximately 75,000 pupils. The Multiplication Tables Check (MTC) is based on approximately 65,000 pupils.

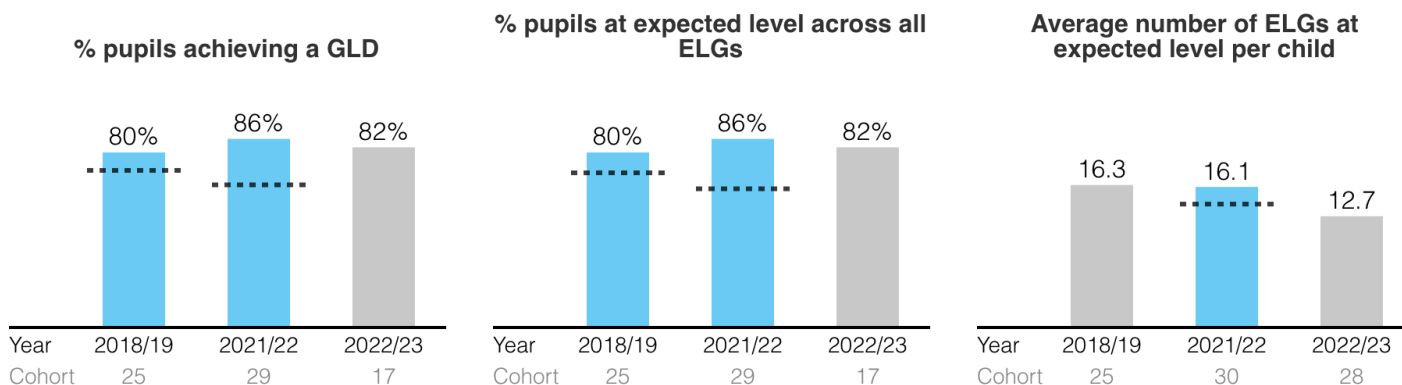
EYFS GLD	67.0%
Phonics Y1	79.5%
KS1 RWM*	55.4%
KS1 Reading EXS+	68.0%
KS1 Reading GDS	18.0%
KS1 Writing EXS+	59.4%
KS1 Writing GDS	7.5%
KS1 Maths EXS+	70.3%
KS1 Maths GDS	15.6%
MTC Average	20.4
MTC 25/25	31.0%

\*The DfE don't calculate a combined figure for KS1.

The dotted lines on the graphs show national averages - but as the details above, some are estimated for the 2022-2023 year.

## Early Years Foundation Stage

Achievement in 12 Early Learning Goals (ELGs) determine if a pupil has a Good Level of Development (GLD).



## Year 2/End of KS1 Summary 2022-2023

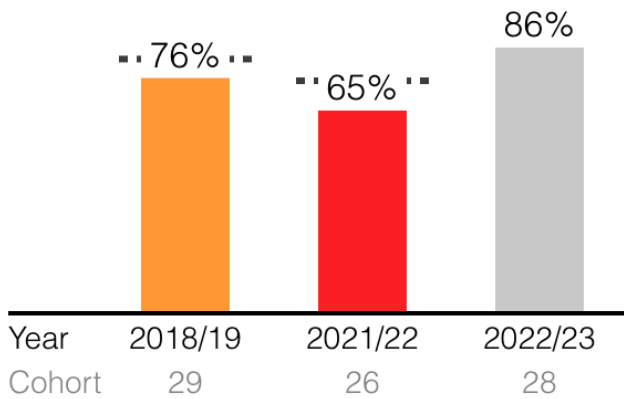
	Percentage of pupils achieving the expected standard	
Subject	School (2023)	Nationally (2022*)
Reading	88%	67%
Writing	72%	58%
Maths	84%	68%
Science	85%	77%

## Year 6/End of KS2 Summary 2022-2023

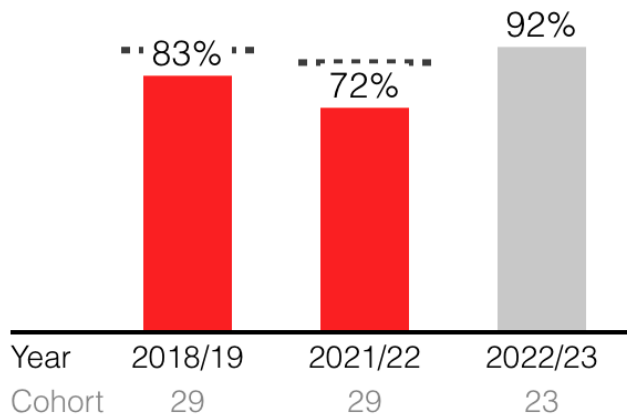
Subject	Percentage of pupils achieving the expected standard		Average scaled score	
	School	Nationally <sup>1</sup>	School <sup>2</sup>	Nationally <sup>3</sup>
Reading	83%	73%	107	105
Grammar, Punctuation & Spelling	87%	72%	107	105
Maths	87%	73%	108	104
Writing	83%	71%	N/A	N/A
Science	93%	80%	N/A	N/A

# Phonics Screening Check

% pupils passing check in Y1

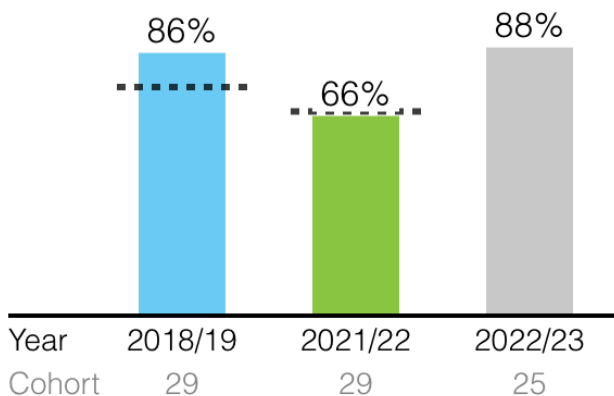


% pupils passing check by end of Y2

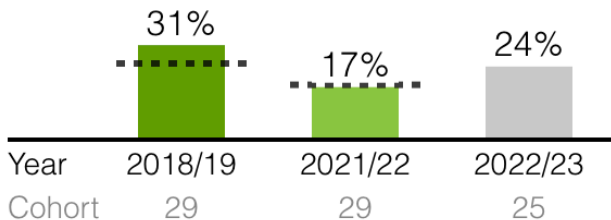


## Key Stage 1 – Reading

% pupils achieving the expected standard

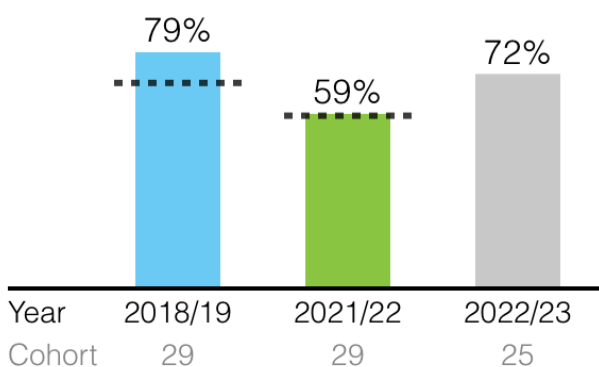


% pupils achieving greater depth

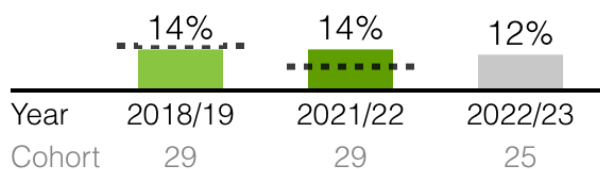


## Key Stage 1 – Writing

% pupils achieving the expected standard



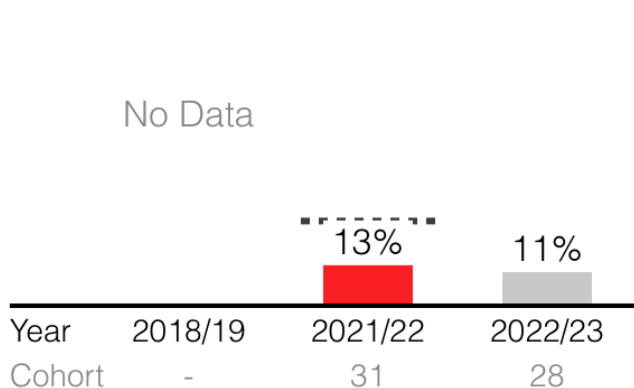
% pupils achieving greater depth



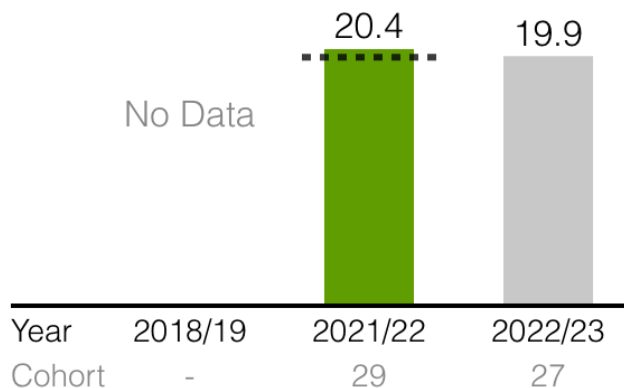
# Key Stage 1 – Maths

## Multiplication Tables Check (MTC)

**% Scored 25/25**



**Average Score (out of 25)**



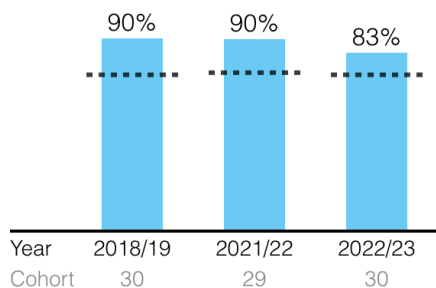
## Key Stage 1 – Reading, Writing & Maths Combined

To achieve the expected standard or greater depth in combined subjects, a pupil must pass the threshold in each of the three subjects.

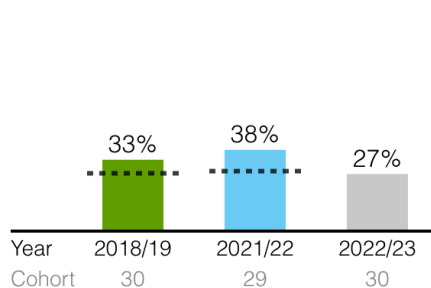
### Key Stage 2 – Reading

Scores range from 80 to 120. A score of 100 or more achieves the expected standard. A high-score is 110 or more.

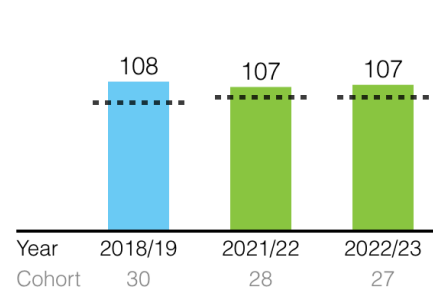
**% pupils achieving the expected standard**



**% pupils achieving a high score**

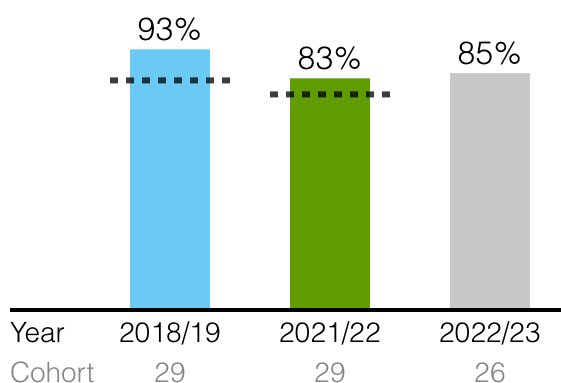


**Average scaled score**



## Key Stage 1 – Science

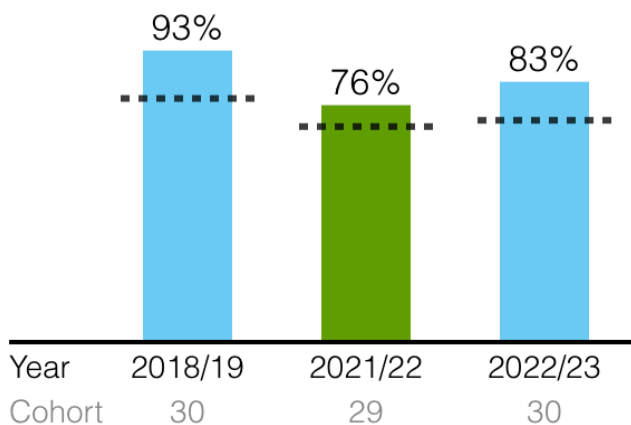
**% pupils achieving the expected standard**



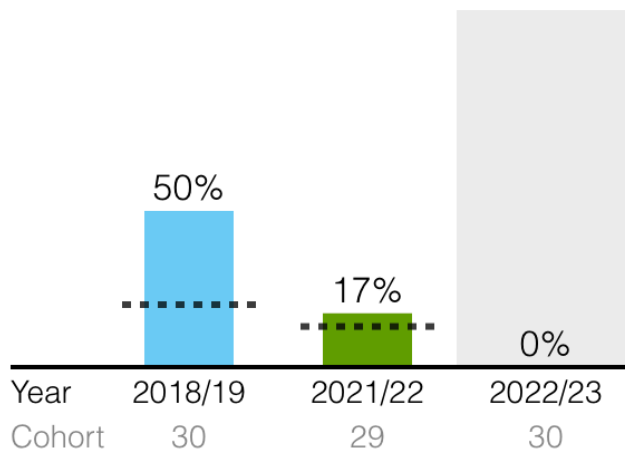
# Key Stage 2 – Writing

Writing is only teacher assessed, so there is no scaled score.

**% pupils achieving the expected standard**



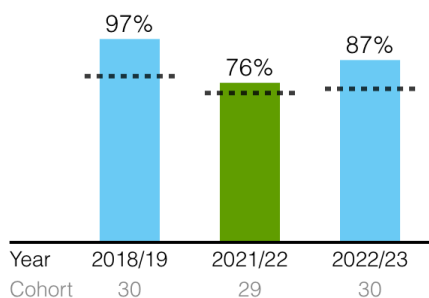
**% pupils achieving greater depth**



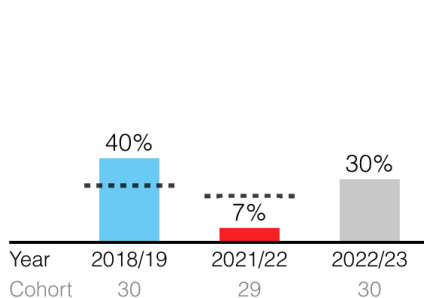
# Key Stage 2 – Maths

Scores range from 80 to 120. A score of 100 or more achieves the expected standard. A high-score is 110 or more.

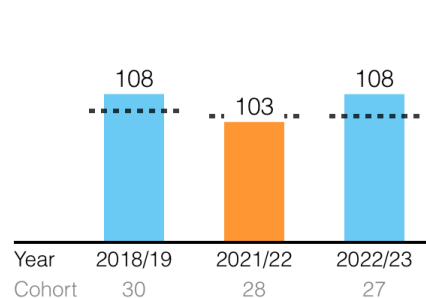
**% pupils achieving the expected standard**



**% pupils achieving a high score**



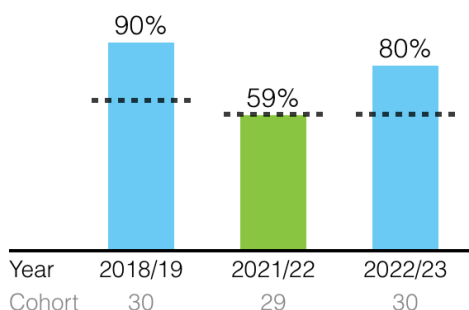
**Average scaled score**



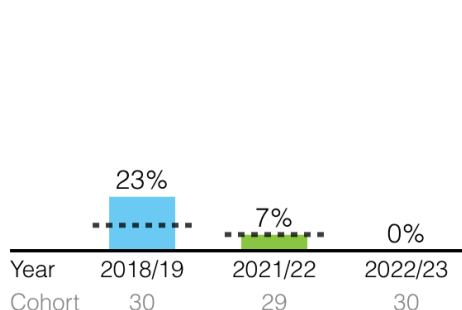
# Key Stage 2 – Reading, Writing & Maths Combined

To achieve the expected or higher standard in combined subjects, a pupil must pass the threshold in each of the three subjects.

**% pupils achieving the expected standard**

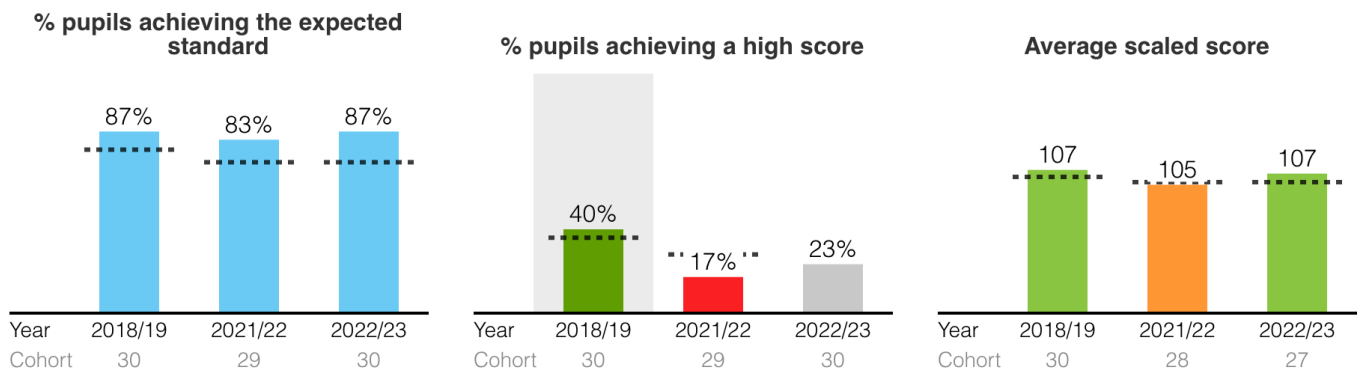


**% pupils achieving high score or greater depth**



## Key Stage 2 – Grammar, Punctuation & Spelling

Scores range from 80 to 120. A score of 100 or more achieves the expected standard. A high-score is 110 or more.



## Key Stage 2 – Science

