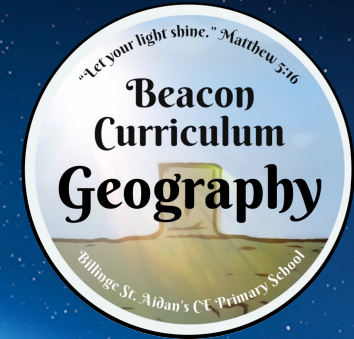


Year 4 - The UK - Term 3

Why Might People Come and Move to the UK?


Many people decide to move to and live permanently in the **UK**. These **immigrants** can come from all over the world including Italy, India, China and Australia. They might decide to live in the **UK** to be nearer to family, for work or for a different lifestyle.



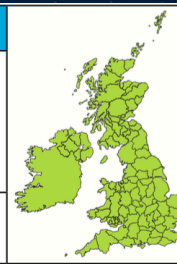
Timeline of London		
Date AD (around)	Event	Population (approx.)
43	Romans invaded Britain and built a settlement called Londinium on the banks of the river Thames.	unknown
1066	After the Norman Invasion, many forts were built including the Tower of London.	80 000
1209	London Bridge was built to replace smaller, wooden bridges on the Thames.	
1665	Over 60 000 people died due to the Great Plague.	1 million
1666	The Great Fire of London destroyed 60% of the City.	
1762	Buckingham House was built, now known as Buckingham Palace.	6.7 million
1805-1886	Landmarks such as Trafalgar Square, Big Ben, Royal Albert Hall and Tower Bridge were built.	
1939-1945	Many houses and buildings were destroyed during the Second World War.	8 million
2000	Millennium Dome and Millennium Wheel (London Eye) were built to celebrate the new millennium .	
2012	Queen Elizabeth Olympic Park built for the Olympic Games.	

Key Vocabulary

county	A small area of the UK containing lots of towns and villages.
prime meridian	An imaginary line which divides the Earth into the eastern and western hemispheres.
immigration	People moving to another country to live there permanently.
UK	The United Kingdom of Great Britain and Northern Ireland.
Great Britain	England, Scotland and Wales.
landmark	A feature of the landscape or area that is easily recognised.
millennium	A time period of 1000 years. The New Millennium started 1 st January 2000.



County	Local Governments control the local areas of counties and their services. These services include: Education, Transport, Policing, Public Safety, Social Care
	Counties include: Cornwall, Swansea, Londonderry, Aberdeenshire




Prime Meridian	This imaginary line runs through the Royal Observatory in Greenwich. It is also used as the basis for the world's time zones.
-----------------------	---

The UK					
Country	Flag	Capital City	Key Landmark	Key Rivers	High Ground
England		London	Stonehenge	Thames	Pennines
Scotland		Edinburgh	Ben Nevis	Tay	Grampian Mountains
Wales		Cardiff	Snowdon	Severn (also flows through England)	Cambrian Mountains
Northern Ireland		Belfast	Giant's Causeway	Bann	Sperrin Mountains

To know statements



I know how to locate the countries that make up the UK on a map.	
I know the capital cities of the countries of the UK,	
I know key cities in the UK and how to label them on a map,	
I know the seas surrounding the UK and how to find them on a map.	
I know some of the UK's main rivers,	
I know what a county is,	
I know where areas of higher ground on a map on the UK and can name some of them.	
I know who first settled in London,	
I know some ways that London has changed since AD43,	
I know where London is on world and UK maps,	
I know how the UK population has changed over time,	
I know where some immigrants to the UK came from,	

What can you remember from previous units?

What are the key features of countries in the UK?

What can you remember about urban and rural areas in the UK?

Anything else you have learnt? What have you enjoyed?

